















Selenium Introduction

Why Follow This Course?

-  To learn how to use Selenium
-  To understand the basic principles of automating web application testing with Selenium WebDriver
-  To learn the function and purpose of Selenium
-  Configure Selenium with Eclipse and Selenium WebDriver
-  Use Java code to drive Selenium WebDriver
-  Create reusable modules to reduce script maintenance
-  Use JUnit in combination with Selenium to create test cases for automated web application testing



Content

-  What is Selenium
-  WebDriver
-  Basic methods and navigation
-  Page interaction
-  JUnit

Audience

-  Test Engineers, Test Analysts, Test Coordinators, Test Managers seeking to automate web application testing using Java and Selenium

Cost

-  **Open Subscription:** 595 Euro (per person, excluding VAT)
-  **In House Training (Minimum 8 Participants): Contact us for Further Details**

PLEASE NOTE: This is a 1 day course

To Apply:

DigitalTesting@Eurofins.com

or

[Use our Online Application Form](#)

